

Collection

FARO
freestanding

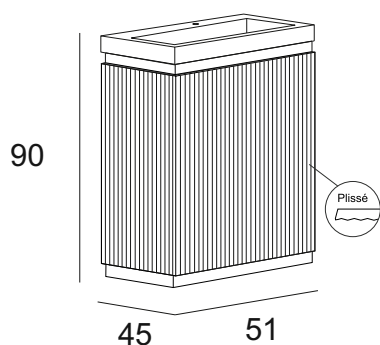
IPER♦CERAMICA

Collection
FARO-freestanding

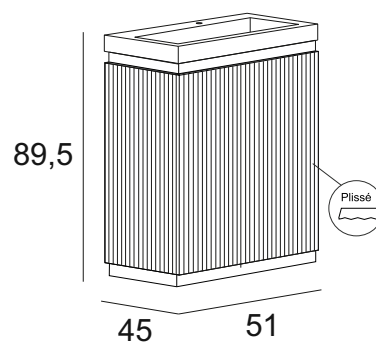
IPER  CERAMICA



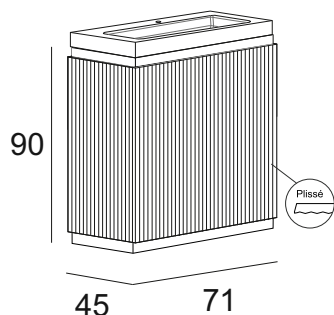
Idee compositive



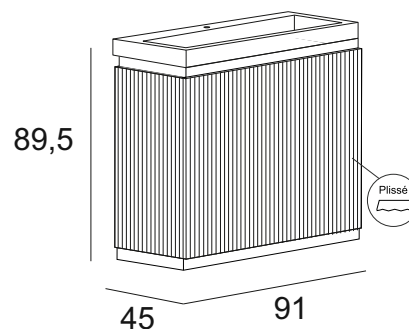
base + lavabo HPL/piletta 50cm



base + lavabo resina 50cm



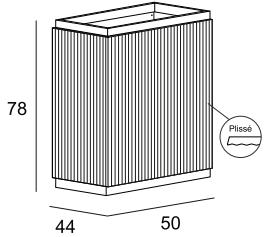
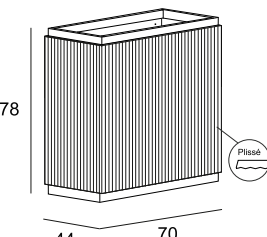
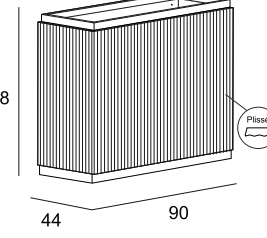
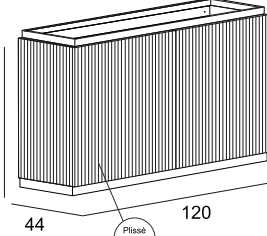
base + lavabo HPL 70cm/piletta



base + lavabo resina 90cm

NB: Le misure riportate sono puramente indicative.

Eventuali differenze di +/- 10 mm dovute anche ad esigenze produttive NON precludono la conformità o funzionalità del prodotto. Verificare le quote con il mobile prima di realizzare gli scarichi.

| FARO-freestanding | | Bianco opaco Matt white Weiss matt Blanc mat | Verde opaco Matt green Dunkelgrün matt Vert mat | Blu Avio Blue Avio Blau Avio Bleu Avio | Nero opaco Matt black Schwarz matt Noir mat | Noce Walnut Walnuss Noyer | Rovere tabacco Tobacco oak Tabak Eiche Chêne tabac | | | |
|--|--|---|--|---|--|------------------------------------|---|--|--|--|
|  | | Base lavabo con un cassetto più cassetto interno, chiusura ammortizzata con guide slim in metallo, con divisori in vetro, finitura interna nero. Base unit with one drawer plus internal drawer, soft closing slim metal slides, with glass dividers, black internal finish. Waschtischunterschrank, 1x Aussen und 1x Innen Schublade soft, Glasfächer, schmale Metallzargen, Innenverarbeitung schwarz. Sous-vasque avec un tiroir + tiroir interne, fermeture freinée avec glissières slim en métal, séparateurs en verre, finition interne noire. | | | | | | | | |
| | | Ref. 81715 | Ref. 81716 | Ref. 81717 | Ref. 81718 | Ref. 81719 | Ref. 81720 | | | |
|  | | Base lavabo con un cassetto più cassetto interno, chiusura ammortizzata con guide slim in metallo, con divisori in vetro, finitura interna nero. Base unit with one drawer plus internal drawer, soft closing slim metal slides, with glass dividers, black internal finish. Waschtischunterschrank, 1x Aussen und 1x Innen Schublade soft, Glasfächer, schmale Metallzargen, Innenverarbeitung schwarz. Sous-vasque avec un tiroir + tiroir interne, fermeture freinée avec glissières slim en métal, séparateurs en verre, finition interne noire. | | | | | | | | |
| | | Ref. 81721 | Ref. 81722 | Ref. 81723 | Ref. 81724 | Ref. 81725 | Ref. 81726 | | | |
|  | | Base lavabo con un cassetto più cassetto interno, chiusura ammortizzata con guide slim in metallo, con divisori in vetro, finitura interna nero. Base unit with one drawer plus internal drawer, soft closing slim metal slides, with glass dividers, black internal finish. Waschtischunterschrank, 1x Aussen und 1x Innen Schublade soft, Glasfächer, schmale Metallzargen, Innenverarbeitung schwarz. Sous-vasque avec un tiroir + tiroir interne, fermeture freinée avec glissières slim en métal, séparateurs en verre, finition interne noire. | | | | | | | | |
| | | Ref. 81727 | Ref. 81728 | Ref. 81729 | Ref. 81730 | Ref. 81731 | Ref. 81732 | | | |
|  | | Base lavabo con due cassetti, doppio cassetto interno, chiusura ammortizzata con guide slim in metallo, divisori in vetro, finitura interna nero. Base unit with two drawers plus double internal drawer, soft closing slim metal slides, with glass dividers, black internal finish. Waschtischunterschrank, 2x Aussen und doppelter Innen Schublade soft, Glasfächer, schmale Metallzargen, Innenverarbeitung schwarz. Sous-vasque avec deux tiroirs + double tiroir interne, fermeture freinée avec glissières slim en métal, séparateurs en verre, finition interne noire. | | | | | | | | |
| | | Ref. 81733 | Ref. 81734 | Ref. 81735 | Ref. 81736 | Ref. 81737 | Ref. 81738 | | | |

NB: Le misure riportate sono puramente indicative.
Eventuali differenze di +/- 10 mm dovute anche ad esigenze produttive NON precludono la conformità o funzionalità del prodotto.
Verificare le quote con il mobile prima di realizzare gli scarichi.

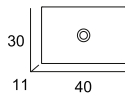
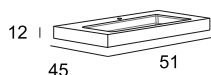
| | | | | | | | | |
|--|---|--|--|-------------|--|-----------------------|--|-------------|
| <div>Lavabo in resina</div> <div>Resin washbasin Waschbecken in Mineralguss Vasque en résine</div> | <div>Bianco opaco</div> <div>Matt white Weiss matt Blanc mat</div> | | | | <div>Bianco opaco</div> <div>Matt white Weiss matt Blanc mat</div> | | | |
| <div><div><div>11,5 l</div><div><div><div></div><div></div><div></div></div></div><div><div>45</div><div>51</div></div></div><div><div><div>32</div><div>10,5</div><div>49</div></div></div></div> | <div>Lavabo in resina con vasca centrale e copripiletta. Resin washbasin with central sink and drain cover. Waschtisch in Mineralguss, Beckenschale zentral inkl. Kit Überlauf. Lavabo en résine avec vasque centrale et cache bonde.</div> | | | | <div>Lavabo in resina senza foro rubinetto con vasca centrale e copripiletta. Resin washbasin without tap hole, with central sink and drain cover. Waschbecken in Mineralguss ohne Hahnloch, zentralem Becken, inkl. Kit Überlauf. Lavabo en résine sans perçage robinet avec vasque centrale et cache-bonde.</div> | | | |
| | <div>Ref. 24085</div> | | | <div></div> | | <div>Ref. 81651</div> | | <div></div> |
| <div><div><div>11,5 l</div><div><div><div></div><div></div><div></div></div></div><div><div>45</div><div>71</div></div></div><div><div><div>32</div><div>10,5</div><div>69</div></div></div></div> | <div>Lavabo in resina con vasca centrale e copripiletta. Resin washbasin with central sink and drain cover. Waschtisch in Mineralguss, Beckenschale zentral inkl. Kit Überlauf. Lavabo en résine avec vasque centrale et cache bonde.</div> | | | | <div>Lavabo in resina senza foro rubinetto con vasca centrale e copripiletta. Resin washbasin without tap hole, with central sink and drain cover. Waschbecken in Mineralguss ohne Hahnloch, zentralem Becken, inkl. Kit Überlauf. Lavabo en résine sans perçage robinet avec vasque centrale et cache-bonde.</div> | | | |
| | <div>Ref. 81649</div> | | | <div></div> | | <div>Ref. 81702</div> | | <div></div> |
| <div><div><div>11,5 l</div><div><div><div></div><div></div><div></div></div></div><div><div>45</div><div>91</div></div></div><div><div><div>32</div><div>10,5</div><div>89</div></div></div></div> | <div>Lavabo in resina con vasca centrale e copripiletta. Resin washbasin with central sink and drain cover. Waschtisch in Mineralguss, Beckenschale zentral inkl. Kit Überlauf. Lavabo en résine avec vasque centrale et cache bonde.</div> | | | | <div>Lavabo in resina senza foro rubinetto con vasca centrale e copripiletta. Resin washbasin without tap hole, with central sink and drain cover. Waschbecken in Mineralguss ohne Hahnloch, zentralem Becken, inkl. Kit Überlauf. Lavabo en résine sans perçage robinet avec vasque centrale et cache-bonde.</div> | | | |
| | <div>Ref. 24090</div> | | | <div></div> | | <div>Ref. 81703</div> | | <div></div> |
| <div><div><div>11,5 l</div><div><div><div></div><div></div><div></div></div></div><div><div>45</div><div>121</div></div></div><div><div><div>32</div><div>10,5</div><div>119</div></div></div></div> | <div>Lavabo in resina con vasca centrale e copripiletta. Resin washbasin with central sink and drain cover. Waschtisch in Mineralguss, Beckenschale zentral inkl. Kit Überlauf. Lavabo en résine avec vasque centrale et cache bonde.</div> | | | | <div>Lavabo in resina senza fori rubinetto con vasca centrale e copripiletta. Resin washbasin without tap holes, with central sink and drain cover. Waschbecken in Mineralguss ohne Hahnloch, zentralem Becken, inkl. Kit Überlauf. Lavabo en résine sans perçage robinet avec vasque centrale et cache-bonde.</div> | | | |
| | <div>Ref. 81650</div> | | | <div></div> | | <div>Ref. 81704</div> | | <div></div> |

NB: Le misure riportate sono puramente indicative.
Eventuali differenze di +/- 10 mm dovute anche ad esigenze produttive NON precludono la conformità o funzionalità del prodotto.
Verificare le quote con il mobile prima di realizzare gli scarichi.

HPL washbasin
Waschbecken in HPL
Vasque en HPL

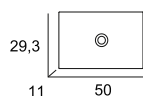
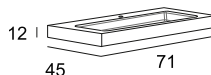
Quarzite chiara
Light quartzite
Klarer Quarzit
Quarzite claire

Quarzite scura
Dark quartzite
Dunkler Quarzit
Quarzite foncée



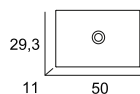
Lavabo in hpl effetto pietra con vasca centrale.
Stone-effect HPL washbasin with central sink.
Waschbecken aus HPL in Steinoptik mit zentralem Becken.
Lavabo en hpl effet pierre avec vasque centrale.

| | |
|------------|------------|
| Ref. 81705 | Ref. 81706 |
|------------|------------|



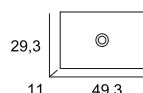
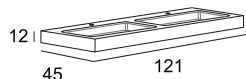
Lavabo in hpl effetto pietra con vasca centrale.
Stone-effect HPL washbasin with central sink.
Waschbecken aus HPL in Steinoptik mit zentralem Becken.
Lavabo en hpl effet pierre avec vasque centrale.

| | |
|------------|------------|
| Ref. 81707 | Ref. 81708 |
|------------|------------|



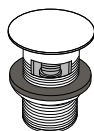
Lavabo in hpl effetto pietra con vasca centrale.
Stone-effect HPL washbasin with central sink.
Waschbecken aus HPL in Steinoptik mit zentralem Becken.
Lavabo en hpl effet pierre avec vasque centrale.

| | |
|------------|------------|
| Ref. 81709 | Ref. 81710 |
|------------|------------|



Lavabo in hpl effetto pietra con doppia vasca.
Stone-effect HPL washbasin with double sink.
Doppel Waschbecken aus HPL in Steinoptik.
Lavabo en hpl effet pierre avec double vasque.

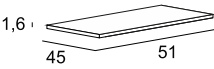
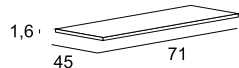
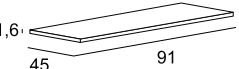
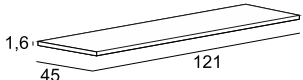
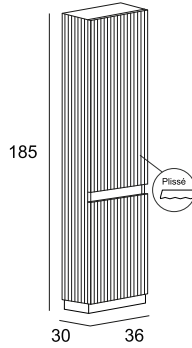

| | |
|------------|------------|
| Ref. 81711 | Ref. 81712 |
|------------|------------|



Piletta per lavabo in HPL a colore.
Drain of the same colour for washbasin in HPL.
Ablaufventil zu HPL Waschbecken.
Bonde pour vasque en HPL colorée.

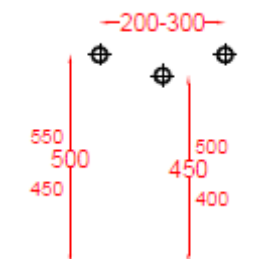
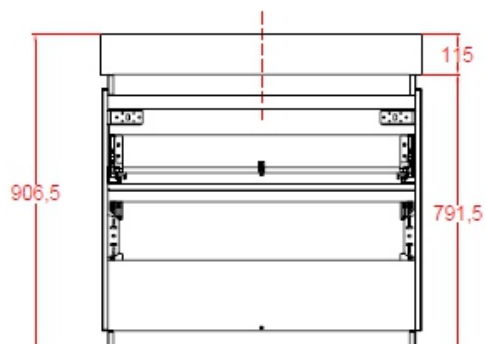
| | |
|------------|------------|
| Ref. 81713 | Ref. 81714 |
|------------|------------|

Eventuali differenze di +/- 10 mm dovute anche ad esigenze produttive **NON** precludono la conformità o funzionalità del prodotto. Verificare le quote con il mobile prima di realizzare gli scarichi.

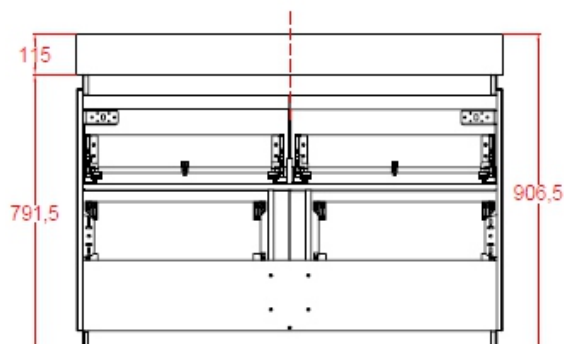
| Top in legno | | Bianco opaco Matt white Weiss matt Blanc mat | Verde opaco Matt green Dunkelgrün matt Vert mat | Blu Avio Blue Avio Blau Avio Bleu Avio | Nero opaco Matt black Schwarz matt Noir mat | Noce Walnut Walnuss Noyer | Rovere tabacco Tobacco oak Tabak Eiche Chêne tabac | | | |
|--|--|---|--|---|--|------------------------------------|---|--|--|---|
| <p>Top in legno per lavabo d'appoggio. Wooden top for countertop washbasin. Top in MDF. Top en bois pour vasque à poser.</p>  | | Ref. 81739 | Ref. 81740 | Ref. 81741 | Ref. 81742 | Ref. 81743 | Ref. 81744 | | | |
| | | | | | | | | | | |
| <p>Top in legno per lavabo d'appoggio. Wooden top for countertop washbasin. Top in MDF. Top en bois pour vasque à poser.</p>  | | Ref. 81745 | Ref. 81746 | Ref. 81747 | Ref. 81748 | Ref. 81749 | Ref. 81750 | | | |
| | | | | | | | | | | |
| <p>Top in legno per lavabo d'appoggio. Wooden top for countertop washbasin. Top in MDF. Top en bois pour vasque à poser.</p>  | | Ref. 81751 | Ref. 81752 | Ref. 81753 | Ref. 81754 | Ref. 81755 | Ref. 81756 | | | |
| | | | | | | | | | | |
| <p>Top in legno per lavabo d'appoggio. Wooden top for countertop washbasin. Top in MDF. Top en bois pour vasque à poser.</p>  | | Ref. 81757 | Ref. 81758 | Ref. 81759 | Ref. 81760 | Ref. 81761 | Ref. 81762 | | | |
| | | | | | | | | | | |
| Complementi | | Bianco opaco Matt white Weiss matt Blanc mat | Verde opaco Matt green Dunkelgrün matt Vert mat | Blu Avio Blue Avio Blau Avio Bleu Avio | Nero opaco Matt black Schwarz matt Noir mat | Noce Walnut Walnuss Noyer | Rovere tabacco Tobacco oak Tabak Eiche Chêne tabac | | | |
| <p>Colonna con due ante, chiusura ammortizzata, con 1 ripiano in legno, 2 ripiani in vetro, porta phon e porta bicchieri, finitura interna nera. Tall cupboard with two soft-close doors, featuring one wooden shelf, two glass shelves, hairdryer holder, tumbler holder, black interior finish. Hochschrank mit zwei Türen, soft Schließung, mit 1 festen Holzfach, 2 Glasfächer, Föhnhalter und Glashalter, Innenverarbeitung schwarz. Colonne avec deux portes, fermeture freinée, avec 1 étagère en bois, 2 étagères en verre, porte sèchecheveux et porte-gobelets, finition intérieure noire.</p>  | | Ref. 81763 | Ref. 81764 | Ref. 81765 | Ref. 81766 | Ref. 81767 | Ref. 81768 | | |  |
| | | | | | | | | | | |
| <p>NB: Le misure riportate sono puramente indicative. Eventuali differenze di +/- 10 mm dovute anche ad esigenze produttive NON precludono la conformità o funzionalità del prodotto. Verificare le quote con il mobile prima di realizzare gli scarichi.</p> | | | | | | | | | | |

Misure indicative

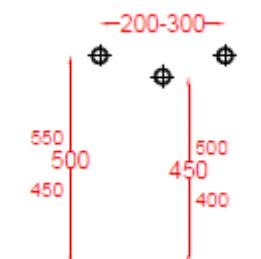
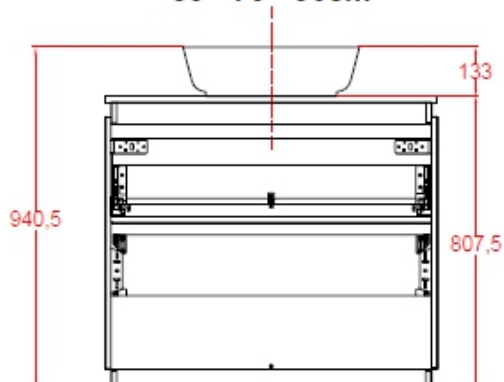
50 - 70 - 90cm



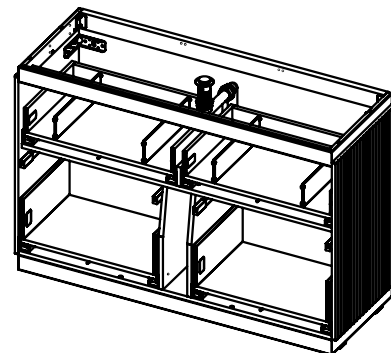
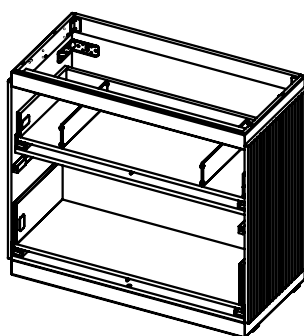
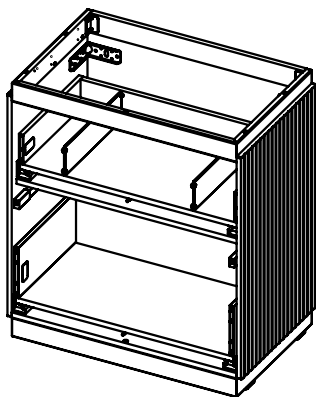
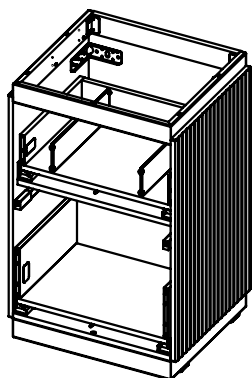
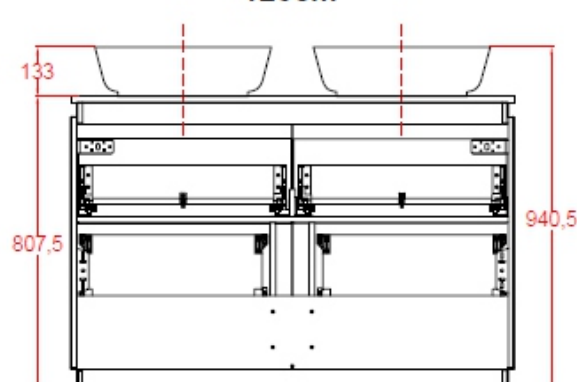
120cm



50 - 70 - 90cm



120cm



Immagini indicative

NB: Le misure riportate sono puramente indicative.

Eventuali differenze di +/- 10 mm dovute anche ad esigenze produttive NON precludono la conformità o funzionalità del prodotto. Verificare le quote con il mobile prima di realizzare gli scarichi.